



ASBK.COM.AU f t i y

# Winton Motor Raceway : OFFICIAL TEST : April 11 & 12

## SUPERSPORT 300 / YAMAHA R3 CUP

### Practice 4

Date: 11/04/17  
 Event: P10  
 Weather: Sunny - 21.5C  
 Track: Dry - 36.9C

Started at: 14:53:14  
 Laps: 30 Min  
 Starters: 11  
 Printed at: 19:02

### CLASSIFICATION

Pos	No	Name	Class	Machine	Fastest Lap	On Lap	Behind Prev	Behind Leader	Top Speed
1	86	Oliver BAYLISS (QLD)	U300	Kawasaki Ninja 300	1:34.279	17 of 17			161
2	93	Drew SELLS (VIC) / Race Center / Peter Stevens Motorcycles / Oilee Racing / Rubick	U300	Kawasaki Ninja 300	1:34.805	9 of 10	.526	.526	157
3	39	Scott NICHOLSON (VIC) / G. Williams Motorcycle Engineering / Traction Control Suspension	U300	Kawasaki Ninja 300	1:35.295	11 of 16	.490	1.016	159
4	41	Max CROKER (NSW) / KTM Australia / Nolan / Ron Angel Classic Racing / Gold n Tint Signage	O300	KTM RC 390	1:35.321	16 of 17	.026	1.042	161
5	333	Yannis SHAW (NSW) / BCperformance Junior Team / LandscapeSupplies.com.au / Ipone	U300	Kawasaki Ninja 300	1:36.377	12 of 18	1.056	2.098	156
6	34	Boyd HOCKING (VIC) / DPH Motorsport Yamaha	O300	Yamaha R3 321	1:39.095	10 of 16	2.718	4.816	155
7	152	Dan THOMAS (NSW) / LTR / Inglis Racing / Marriott Smash Repair / Super Moto Armidale	O300	Yamaha R3 321	1:39.827	13 of 13	.732	5.548	152
8	57	Seth CRUMP	O300	KTM RC 390	1:40.373	8 of 13	.546	6.094	160
9	337	Gregory FARRELL (NSW) / BCperformance / Landscapesupplies.com.au	U300	Kawasaki Ninja 300	1:42.852	8 of 12	2.479	8.573	153
10	53	John HENDERSON	O300	Yamaha R3 321	1:44.154	12 of 13	1.302	9.875	151
11	70	Troy RYAN	O300	Yamaha R3 321	1:49.475	16 of 16	5.321	15.196	154

New best lap for SS300 class - Previous: 1:34.853 by Scott NICHOLSON (VIC) on a Kawasaki Ninja 300 set on 11/04/17



*Scott Laing*  
 Chief Time Keeper - Scott Laing

Clerk of Course - Simon Maas

Computime Race Timing Systems Pty Ltd © 1996  
 Licensed to Computime Race Timing Systems

[www.computime.com.au](http://www.computime.com.au)

COMPUTIME RACE TIMING SYSTEMS PTY LTD





ASBK.COM.AU f t i y

# Winton Motor Raceway : OFFICIAL TEST : April 11 & 12

## SUPERSPORT 300 / YAMAHA R3 CUP

### Practice 4

Date: 11/04/17  
 Event: P10  
 Weather: Sunny - 21.5C  
 Track: Dry - 36.9C



Started at: 14:53:14  
 Laps: 30 Min  
 Starters: 11  
 Printed at: 19:02

### LAP TIMES

No	Name	Lap 1	Lap 2	Lap 3	Lap 4	Lap 5	Lap 6	Lap 7	Lap 8	Lap 9	Lap 10
34	Boyd HOCKING (VIC)	1:50.603	1:40.357	1:40.247	1:40.443	1:41.004	1:43.562	1:41.202	1:40.377	1:40.258	<u>1:39.095</u>
10		1:41.625	1:39.967	1:39.391	1:40.295	3:45.549	1:53.533				
39	Scott NICHOLSON (VIC)	1:43.171	1:36.628	1:35.782	2:44.596	1:37.962	1:35.823	1:35.359	1:35.359	4:46.793	1:38.597
10		<u>1:35.295</u>	1:35.428	1:35.377	1:35.707	1:35.721	1:35.322				
41	Max CROKER (NSW)	1:50.873	1:39.090	1:37.257	1:36.700	1:37.056	1:36.420	1:36.412	1:45.413	1:37.511	1:36.244
10		1:38.946	1:36.286	1:35.978	1:37.453	1:35.766	<u>1:35.321</u>	1:44.462			
53	John HENDERSON	2:00.675	1:47.618	1:45.840	1:45.920	1:44.546	1:45.034	1:44.618	1:44.923	3:11.023	1:53.769
10		1:44.686	<u>1:44.154</u>	1:51.089							
57	Seth CRUMP	1:50.615	1:41.995	1:41.431	1:41.418	1:40.653	1:41.248	1:41.389	<u>1:40.373</u>	1:40.896	1:40.998
10		5:05.023	1:50.254	1:42.326							
70	Troy RYAN	2:02.317	1:52.977	1:52.522	1:50.685	1:50.308	1:51.185	1:50.937	1:51.285	1:52.453	1:51.167
10		1:50.354	1:50.639	1:50.293	1:50.129	1:49.744	<u>1:49.475</u>				
86	Oliver BAYLISS (QLD)	1:49.635	1:36.322	1:35.446	2:40.838	1:41.796	1:35.590	1:35.106	1:35.869	1:35.956	1:35.501
10		2:49.542	1:40.906	1:34.982	1:34.580	2:45.926	1:37.927	<u>1:34.279</u>			
93	Drew SELLS (VIC)	1:45.582	1:36.664	1:35.766	1:36.201	2:05.857	1:51.582	1:35.147	1:34.890	<u>1:34.805</u>	1:37.333
152	Dan THOMAS (NSW)	1:59.560	1:42.945	1:40.558	1:40.487	1:40.560	1:40.585	2:20.793	1:45.043	1:40.945	1:40.458
10		1:40.740	1:52.135	<u>1:39.827</u>							
333	Yannis SHAW (NSW)	2:00.860	1:42.021	1:39.266	1:38.025	1:37.229	1:37.411	1:37.257	1:38.146	1:36.791	1:36.528
10		1:36.497	<u>1:36.377</u>	1:40.049	1:37.415	1:39.716	2:45.572	1:46.691	1:37.243		
337	Gregory FARRELL (NSW)	1:50.650	1:46.488	1:43.126	1:43.800	1:44.332	1:43.864	1:43.143	<u>1:42.852</u>	1:43.793	1:43.000
10		1:43.734	1:44.274								

*Scott Laing*  
 Chief Time Keeper - Scott Laing

Clerk of Course - Simon Maas



Computime Race Timing Systems Pty Ltd © 1996  
 Licensed to Computime Race Timing Systems

[www.computime.com.au](http://www.computime.com.au)

COMPUTIME RACE TIMING SYSTEMS PTY LTD



ASBK.COM.AU f t i y

# Winton Motor Raceway : OFFICIAL TEST : April 11 & 12

## SUPERSPORT 300 / YAMAHA R3 CUP

### Practice 4

Date: 11/04/17  
 Event: P10  
 Weather: Sunny - 21.5C  
 Track: Dry - 36.9C

Started at: 14:53:14  
 Laps: 30 Min  
 Starters: 11  
 Printed at: 19:02

### SPLIT TIMES

Lap	Split 1	Split 2	Split 3	Split 4	Lap Time	Spd	Lap	Split 1	Split 2	Split 3	Split 4	Lap Time	Spd
<b>34 Boyd HOCKING (VIC) (6th)</b>							7	13.269	16.415	34.105	32.623	1:36.412	161
1	21.989	17.799	36.590	34.225	1:50.603 P		8	13.266	16.262	40.366	35.519	1:45.413	160
2	14.289	16.836	35.335	33.897	1:40.357	150	9	13.375	16.230	35.010	32.896	1:37.511	160
3	14.299	16.837	35.179	33.932	1:40.247	151	10	13.458	16.295	33.839	32.652	1:36.244	159
4	14.210	16.979	<b>34.889</b>	34.365	1:40.443	152	11	13.498	16.244	36.639	32.565	1:38.946	159
5	14.546	16.991	35.669	33.798	1:41.004	151	12	13.339	16.330	33.928	32.689	1:36.286	158
6	14.245	17.162	35.672	36.483	1:43.562	155	13	13.309	16.423	33.843	32.403	1:35.978	159
7	14.514	17.093	35.758	33.837	1:41.202	153	14	13.393	<b>16.219</b>	33.660	34.181	1:37.453	159
8	14.142	17.023	35.251	33.961	1:40.377	155	15	13.400	16.271	33.681	32.414	1:35.766	159
9	14.324	17.144	35.110	33.680	1:40.258	153	16	13.269	16.331	<b>33.454</b>	<b>32.267</b>	<b>1:35.321</b>	159
10	<b>14.039</b>	16.701	34.916	33.439	<b>1:39.095</b>	155	17	<b>13.241</b>	16.300	39.670	35.251	1:44.462	159
11	14.045	<b>16.664</b>	36.668	34.248	1:41.625	153	<b>53 John HENDERSON (10th)</b>						
12	14.182	16.880	35.157	33.748	1:39.967	154	1	22.311	20.656	40.807	36.901	2:00.675 P	
13	14.166	16.751	35.096	<b>33.378</b>	1:39.391	153	2	15.865	18.449	37.886	35.418	1:47.618	147
14	14.231	17.009	35.378	33.677	1:40.295	153	3	15.571	17.923	37.036	35.310	1:45.840	150
15	16.487	25.192	47.385	2:16.485	3:45.549	154	4	15.357	17.506	37.886	35.171	1:45.920	150
16	22.977	19.270	36.703	34.583	1:53.533 P		5	15.225	17.632	36.673	35.016	1:44.546	151
<b>39 Scott NICHOLSON (VIC) (3rd)</b>							6	<b>14.896</b>	17.467	37.485	35.186	1:45.034	149
1	15.580	17.023	36.990	33.578	1:43.171 P		7	15.110	17.572	36.876	35.060	1:44.618	151
2	13.799	16.355	33.533	32.941	1:36.628	152	8	15.023	<b>17.428</b>	37.255	35.217	1:44.923	150
3	13.572	16.138	33.253	32.819	1:35.782	153	9	15.210	17.542	36.720	2:01.551	3:11.023	148
4	15.007	16.535	34.715	1:38.339	2:44.596	154	10	22.089	19.018	37.724	<b>34.938</b>	1:53.769 P	
5	14.914	16.189	33.876	32.983	1:37.962 P		11	15.110	17.436	36.700	35.440	1:44.686	150
6	13.669	16.008	33.361	32.785	1:35.823	154	12	15.021	17.472	<b>36.607</b>	35.054	<b>1:44.154</b>	150
7	13.515	15.994	33.501	<b>32.349</b>	1:35.359	155	13	15.152	17.512	39.628	38.797	1:51.089	150
8	<b>13.333</b>	15.893	33.510	32.623	1:35.359	159	<b>57 Seth CRUMP (8th)</b>						
9	13.942	16.668	34.850	3:41.333	4:46.793	155	1	21.491	18.593	36.279	34.252	1:50.615 P	
10	15.446	16.462	33.743	32.946	1:38.597 P		2	14.665	17.679	35.859	33.792	1:41.995	156
11	13.619	15.922	33.118	32.636	<b>1:35.295</b>	153	3	14.446	17.654	35.801	<b>33.530</b>	1:41.431	156
12	13.515	15.926	33.248	32.739	1:35.428	154	4	14.357	17.711	35.412	33.938	1:41.418	157
13	13.590	15.957	33.166	32.664	1:35.377	154	5	14.195	17.440	35.389	33.629	1:40.653	160
14	13.607	<b>15.885</b>	<b>33.036</b>	33.179	1:35.707	154	6	14.071	17.364	35.352	34.461	1:41.248	160
15	13.686	15.960	33.186	32.889	1:35.721	154	7	14.307	17.600	35.668	33.814	1:41.389	159
16	13.506	15.958	33.102	32.756	1:35.322	154	8	14.073	<b>17.301</b>	35.338	33.661	<b>1:40.373</b>	158
<b>41 Max CROKER (NSW) (4th)</b>							9	14.270	17.492	35.515	33.619	1:40.896	158
1	21.523	18.122	37.201	34.027	1:50.873 P		10	<b>14.032</b>	17.606	<b>35.272</b>	34.088	1:40.998	158
2	13.836	16.850	35.040	33.364	1:39.090	158	11	14.451	17.777	37.448	3:55.347	5:05.023	159
3	13.584	16.524	34.341	32.808	1:37.257	158	12	21.419	18.696	36.082	34.057	1:50.254 P	
4	13.525	16.392	34.080	32.703	1:36.700	159	13	14.249	17.339	36.908	33.830	1:42.326	157
5	13.479	16.253	33.958	33.366	1:37.056	161	<b>70 Troy RYAN (11th)</b>						
6	13.376	16.277	34.145	32.622	1:36.420	160							



*Scott Laing*  
 Chief Time Keeper - Scott Laing

Clerk of Course - Simon Maas

Computime Race Timing Systems Pty Ltd © 1996  
 Licensed to Computime Race Timing Systems

[www.computime.com.au](http://www.computime.com.au)

COMPUTIME RACE TIMING SYSTEMS PTY LTD





ASBK.COM.AU f t i y

# Winton Motor Raceway : OFFICIAL TEST : April 11 & 12

## SUPERSPORT 300 / YAMAHA R3 CUP

### Practice 4

Date: 11/04/17  
 Event: P10  
 Weather: Sunny - 21.5C  
 Track: Dry - 36.9C



Started at: 14:53:14  
 Laps: 30 Min  
 Starters: 11  
 Printed at: 19:02

### SPLIT TIMES

Lap	Split 1	Split 2	Split 3	Split 4	Lap Time	Spd	Lap	Split 1	Split 2	Split 3	Split 4	Lap Time	Spd
1	21.309	20.389	42.331	38.288	2:02.317 P		7	13.381	15.915	33.120	32.731	1:35.147	155
2	16.005	19.826	39.757	37.389	1:52.977	147	8	13.416	<b>15.781</b>	33.074	<b>32.619</b>	1:34.890	157
3	15.948	19.137	40.168	37.269	1:52.522	148	9	<b>13.376</b>	15.793	<b>32.960</b>	32.676	<b>1:34.805</b>	154
4	15.583	18.990	39.369	36.743	1:50.685	149	10	13.489	16.516	34.358	32.970	1:37.333	151
5	15.461	18.521	39.493	36.833	1:50.308	151							
6	<b>15.119</b>	18.910	39.849	37.307	1:51.185	154	<b>152 Dan THOMAS (NSW) (7th)</b>						
7	15.543	19.396	39.308	36.690	1:50.937	150	1	19.081	17.667	37.636	45.176	1:59.560 P	
8	15.563	19.167	39.628	36.927	1:51.285	150	2	16.223	16.932	35.518	34.272	1:42.945	92
9	15.575	19.395	39.438	38.045	1:52.453	150	3	14.218	16.902	35.451	33.987	1:40.558	150
10	15.535	19.246	39.207	37.179	1:51.167	147	4	<b>14.098</b>	16.866	35.462	34.061	1:40.487	150
11	15.299	<b>18.504</b>	39.533	37.018	1:50.354	147	5	14.437	16.991	35.261	33.871	1:40.560	150
12	15.712	19.020	39.333	36.574	1:50.639	148	6	14.108	<b>16.702</b>	35.509	34.266	1:40.585	152
13	15.480	19.117	39.401	<b>36.295</b>	1:50.293	149	7	16.075	<b>22.846</b>	43.648	58.224	2:20.793	151
14	15.506	18.951	38.957	36.715	1:50.129	150	8	15.782	17.090	37.859	34.312	1:45.043 P	
15	15.408	18.756	38.953	36.627	1:49.744	151	9	14.162	16.884	35.804	34.095	1:40.945	151
16	15.492	18.816	<b>38.844</b>	36.323	<b>1:49.475</b>	150	10	14.419	17.001	35.174	33.864	1:40.458	150
							11	14.251	16.848	35.469	34.172	1:40.740	151
							12	16.682	24.108	37.442	33.903	1:52.135	150
<b>86 Oliver BAYLISS (QLD) (1st)</b>							13	14.119	16.860	<b>35.087</b>	<b>33.761</b>	<b>1:39.827</b>	151
1	18.511	18.817	38.229	34.078	1:49.635 P								
2	13.693	16.162	33.550	32.917	1:36.322	158							
3	13.359	16.202	33.231	32.654	1:35.446	160	<b>333 Yannis SHAW (NSW) (5th)</b>						
4	14.334	16.276	33.728	1:36.500	2:40.838	156	1	20.296	17.916	37.721	44.927	2:00.860 P	
5	17.380	16.953	34.750	32.713	1:41.796 P		2	16.420	17.179	34.716	33.706	1:42.021	90
6	13.596	16.222	33.408	32.364	1:35.590	160	3	13.952	16.950	34.677	33.687	1:39.266	152
7	<b>13.273</b>	16.058	33.285	32.490	1:35.106	161	4	13.917	16.631	33.976	33.501	1:38.025	153
8	13.422	15.980	34.071	32.396	1:35.869	159	5	13.590	16.624	33.798	33.217	1:37.229	154
9	13.757	16.105	33.318	32.776	1:35.956	161	6	13.538	16.544	34.074	33.255	1:37.411	156
10	13.524	16.043	33.323	32.611	1:35.501	157	7	13.549	16.552	33.832	33.324	1:37.257	156
11	13.438	16.097	34.665	1:45.342	2:49.542	157	8	13.486	16.592	34.696	33.372	1:38.146	155
12	18.763	16.147	33.517	32.479	1:40.906 P		9	13.484	16.577	33.754	32.976	1:36.791	154
13	13.428	15.971	33.167	32.416	1:34.982	157	10	13.437	16.447	33.889	<b>32.755</b>	1:36.528	155
14	13.522	15.912	33.097	32.049	1:34.580	157	11	13.451	16.451	33.701	32.894	1:36.497	155
15	13.540	16.228	33.673	1:42.485	2:45.926	158	12	<b>13.414</b>	16.525	<b>33.562</b>	32.876	<b>1:36.377</b>	153
16	16.053	16.228	33.345	32.301	1:37.927 P		13	13.493	<b>16.380</b>	34.587	35.589	1:40.049	154
17	13.368	<b>15.893</b>	<b>33.060</b>	<b>31.958</b>	<b>1:34.279</b>	157	14	13.615	16.480	33.834	33.486	1:37.415	150
							15	13.511	16.935	35.885	33.385	1:39.716	151
<b>93 Drew SELLS (VIC) (2nd)</b>							16	13.476	16.783	37.355	1:37.958	2:45.572	155
1	19.845	17.728	34.435	33.574	1:45.582 P		17	18.015	19.238	35.312	34.126	1:46.691 P	
2	13.658	16.170	33.512	33.324	1:36.664	151	18	13.437	16.408	33.653	33.745	1:37.243	154
3	13.571	15.912	33.169	33.114	1:35.766	152							
4	13.576	15.859	33.107	33.659	1:36.201	152	<b>337 Gregory FARRELL (NSW) (9th)</b>						
5	13.501	15.865	38.686	57.805	2:05.857	156	1	18.639	18.656	37.893	35.462	1:50.650 P	
6	22.839	19.528	35.861	33.354	1:51.582 P		2	14.759	19.629	37.219	34.881	1:46.488	150

*Scott Laing*  
 Chief Time Keeper - Scott Laing

Clerk of Course - Simon Maas



Computime Race Timing Systems Pty Ltd © 1996  
 Licensed to Computime Race Timing Systems

[www.computime.com.au](http://www.computime.com.au)

COMPUTIME RACE TIMING SYSTEMS PTY LTD



ASBK.COM.AU f t i y

# Winton Motor Raceway : OFFICIAL TEST : April 11 & 12

## SUPERSPORT 300 / YAMAHA R3 CUP

### Practice 4

Date: 11/04/17  
 Event: P10  
 Weather: Sunny - 21.5C  
 Track: Dry - 36.9C

Started at: 14:53:14  
 Laps: 30 Min  
 Starters: 11  
 Printed at: 19:02

### SPLIT TIMES

Lap	Split 1	Split 2	Split 3	Split 4	Lap Time	Spd	Lap	Split 1	Split 2	Split 3	Split 4	Lap Time	Spd
3	14.474	17.426	36.690	<u>34.536</u>	1:43.126	149	9	14.708	17.504	36.926	34.655	1:43.793	153
4	14.433	17.549	37.015	34.803	1:43.800	151	10	<u>14.217</u>	17.425	36.470	34.888	1:43.000	151
5	14.391	17.496	36.878	35.567	1:44.332	151	11	14.289	17.481	37.051	34.913	1:43.734	148
6	14.408	17.491	36.907	35.058	1:43.864	152	12	14.426	17.667	37.353	34.828	1:44.274	151
7	14.537	17.668	36.309	34.629	1:43.143	153							
8	14.332	<u>17.415</u>	<u>36.178</u>	34.927	<u>1:42.852</u>	153							


*Scott Laing*  
 Chief Time Keeper - Scott Laing

Clerk of Course - Simon Maas

Computime Race Timing Systems Pty Ltd © 1996  
 Licensed to Computime Race Timing Systems

[www.computime.com.au](http://www.computime.com.au)

COMPUTIME RACE TIMING SYSTEMS PTY LTD





ASBK.COM.AU f t i y

# Winton Motor Raceway : OFFICIAL TEST : April 11 & 12

## SUPERSPORT 300 / YAMAHA R3 CUP

### Practice 4

Date: 11/04/17  
 Event: P10  
 Weather: Sunny - 21.5C  
 Track: Dry - 36.9C



Started at: 14:53:14  
 Laps: 30 Min  
 Starters: 11  
 Printed at: 19:02

### FASTEST LAPS SEQUENCE

Race Time	No	Name	Machine	Fastest Lap	On Lap
2:05.184	333	Yannis SHAW (NSW)	Kawasaki Ninja 300	2:00.860	1
2:05.723	39	Scott NICHOLSON (VIC)	Kawasaki Ninja 300	1:43.171	1
3:42.351	39	Scott NICHOLSON (VIC)	Kawasaki Ninja 300	1:36.628	2
3:42.809	86	Oliver BAYLISS (QLD)	Kawasaki Ninja 300	1:36.322	2
5:18.133	39	Scott NICHOLSON (VIC)	Kawasaki Ninja 300	1:35.782	3
5:18.255	86	Oliver BAYLISS (QLD)	Kawasaki Ninja 300	1:35.446	3
12:51.585	86	Oliver BAYLISS (QLD)	Kawasaki Ninja 300	1:35.106	7
15:15.675	93	Drew SELLS (VIC)	Kawasaki Ninja 300	1:34.890	8
16:50.480	93	Drew SELLS (VIC)	Kawasaki Ninja 300	1:34.805	9
25:18.921	86	Oliver BAYLISS (QLD)	Kawasaki Ninja 300	1:34.580	14
31:17.053	86	Oliver BAYLISS (QLD)	Kawasaki Ninja 300	1:34.279	17

*Scott Laing*  
 Chief Time Keeper - Scott Laing

.....  
 Clerk of Course - Simon Maas



Computime Race Timing Systems Pty Ltd © 1996  
 Licensed to Computime Race Timing Systems

[www.computime.com.au](http://www.computime.com.au)

COMPUTIME RACE TIMING SYSTEMS PTY LTD



ASBK.COM.AU f t i y

# Winton Motor Raceway : OFFICIAL TEST : April 11 & 12

## SUPERSPORT 300 / YAMAHA R3 CUP

### Practice 4

Date: 11/04/17  
 Event: P10  
 Weather: Sunny - 21.5C  
 Track: Dry - 36.9C



Started at: 14:53:14  
 Laps: 30 Min  
 Starters: 11  
 Printed at: 19:02

### BEST PARTIAL TIMES

Pos	Split 1		Split 2		Split 3		Split 4		LAP		Ideal	Fastest
	Name	Time	Name	Time	Name	Time	Name	Time	Name	Time		
1	M. CROKER	13.241	D. SELLS	15.755	D. SELLS	32.960	O. BAYLISS	31.958	O. BAYLISS	1:34.184	1:34.279	
2	O. BAYLISS	13.273	S. NICHOLSO	15.885	S. NICHOLSO	33.036	M. CROKER	32.267	S. NICHOLSO	1:34.603	1:35.295	
3	S. NICHOLSO	13.333	O. BAYLISS	15.893	O. BAYLISS	33.060	S. NICHOLSO	32.349	D. SELLS	1:34.710	1:34.805	
4	D. SELLS	13.376	M. CROKER	16.219	M. CROKER	33.454	D. SELLS	32.619	M. CROKER	1:35.181	1:35.321	
5	Y. SHAW	13.414	Y. SHAW	16.380	Y. SHAW	33.562	Y. SHAW	32.755	Y. SHAW	1:36.111	1:36.377	
6	S. CRUMP	14.032	B. HOCKING	16.664	B. HOCKING	34.889	B. HOCKING	33.378	B. HOCKING	1:38.970	1:39.095	
7	B. HOCKING	14.039	D. THOMAS	16.702	D. THOMAS	35.087	S. CRUMP	33.530	D. THOMAS	1:39.648	1:39.827	
8	D. THOMAS	14.098	S. CRUMP	17.301	S. CRUMP	35.272	D. THOMAS	33.761	S. CRUMP	1:40.135	1:40.373	
9	G. FARRELL	14.217	G. FARRELL	17.415	G. FARRELL	36.178	G. FARRELL	34.536	G. FARRELL	1:42.346	1:42.852	
10	J. HENDERSO	14.896	J. HENDERSO	17.428	J. HENDERSO	36.607	J. HENDERSO	34.938	J. HENDERSO	1:43.869	1:44.154	
11	T. RYAN	15.119	T. RYAN	18.504	T. RYAN	38.844	T. RYAN	36.295	T. RYAN	1:48.762	1:49.475	

*Scott Laing*  
 Chief Time Keeper - Scott Laing

Clerk of Course - Simon Maas



Computime Race Timing Systems Pty Ltd © 1996  
 Licensed to Computime Race Timing Systems

[www.computime.com.au](http://www.computime.com.au)

COMPUTIME RACE TIMING SYSTEMS PTY LTD



ASBK.COM.AU f t i y

# Winton Motor Raceway : OFFICIAL TEST : April 11 & 12

## SUPERSPORT 300 / YAMAHA R3 CUP

### Combined Practices

### MERGED CLASSIFICATION

Date: 11/04/17

Printed at: 19:02

Pos	No	Name	Class	Machine	Event P01	Event P04	Event P07	Event P10	Fastest Lap
1	86	Oliver BAYLISS (QLD)	U300	Kawasaki Ninja 300	1:39.487	1:35.681	1:35.344	1:34.279	1:34.279
2	93	Drew SELLS (VIC) / Race Center / Peter Stevens Motorcycles / Oilee Racing / Rubick	U300	Kawasaki Ninja 300	1:38.471	1:36.572	1:35.111	1:34.805	1:34.805
3	39	Scott NICHOLSON (VIC) / G. Williams Motorcycle Engineering / Traction Control Suspension	U300	Kawasaki Ninja 300	1:39.525	1:35.941	1:34.853	1:35.295	1:34.853
4	41	Max CROKER (NSW) / KTM Australia / Nolan / Ron Angel Classic Racing / Gold n Tint Signage	O300	KTM RC 390	1:39.629	1:36.456	1:35.803	1:35.321	1:35.321
5	333	Yannis SHAW (NSW) / BCperformance Junior Team / LandscapeSupplies.com.au / Ipone	U300	Kawasaki Ninja 300	1:42.582	1:39.480	1:37.921	1:36.377	1:36.377
6	34	Boyd HOCKING (VIC) / DPH Motorsport Yamaha	O300	Yamaha R3 321	1:47.400	1:41.808	1:39.872	1:39.095	1:39.095
7	152	Dan THOMAS (NSW) / LTR / Inglis Racing / Marriott Smash Repair / Super Moto Armidale	O300	Yamaha R3 321	1:46.106	1:40.941	1:39.422	1:39.827	1:39.422
8	57	Seth CRUMP	O300	KTM RC 390	1:47.488	1:42.063	1:40.825	1:40.373	1:40.373
9	337	Gregory FARRELL (NSW) / BCperformance / Landscapesupplies.com.au	U300	Kawasaki Ninja 300	1:46.445	1:43.060	1:42.637	1:42.852	1:42.637
10	53	John HENDERSON	O300	Yamaha R3 321	1:46.236	1:44.785	1:44.675	1:44.154	1:44.154
11	70	Troy RYAN	O300	Yamaha R3 321	2:00.283	1:53.473	1:50.665	1:49.475	1:49.475

Scott Laing

Chief Time Keeper - Scott Laing

Clerk of Course - Simon Maas

Computime Race Timing Systems Pty Ltd © 1996  
Licensed to Computime Race Timing Systems

[www.computime.com.au](http://www.computime.com.au)

**COMPUTIME RACE TIMING SYSTEMS PTY LTD**

